andling Sur andling Summary

89 duplicate values found and removed; 45868 unique values remain. Note that counts may include empty cells, spaces, etc. ID, Website, Name. Categoery and Sub, state, goal

funded time and date is been formated to time and date seperatley

funded percentage formated to %

1548+ 81 from categorey & subcategorey in was adjusted

pledged blanks was adjuested by multifpying the goal with the % of pledged

Use the Z-score method by calculating the mean and standard deviation of the percentage of pledge amounts, then flag values with Z-scores above 3 or below -3 as outliers.

outliners has been moved to a defrent data in case of an further investagaing

Corrected column name 'Categorey' to 'Category'.

Removed rows with missing 'Name' values.

Replaced '0' in 'Country' column with NaN to mark missing values.

Filled missing values in 'reward levels' with 'No Reward'.

olumn Nam	Description
Project ID	Unique identifier for each project
Name	Name of the project
Categorey	Main category of the project
Subcategor	Subcategory of the project
Town	City or town where the project is based
State	State where the project is based
Country	Country where the project is based
Status	Status of the project (successful, failed, etc.)
Goal $$	Funding goal for the project
Pledged $$	Amount pledged by backers
Funded %	Percentage of goal funded
backers	Number of backers
Funded Dat	Date when the project was funded
Funded Tim	Time of the day when the project was funded
Duration	Duration description of the project
duration	Duration of the project in days
Updates	Number of updates posted by the creator
Comments	Number of comments posted by backers
levels	Number of reward levels offered by the project
reward leve	Reward levels details
helper	Helper column used in the analysis
Count ID	Count identifier

Sum of Count ID	Column Labels		
Row Labels	failed	successful	Grand Total
2009	329	352	681
2010	3343	3802	7145
2011	8782	10990	19772
2012	6507	6904	13411
Grand Total	**18961**	**22048**	**41009**

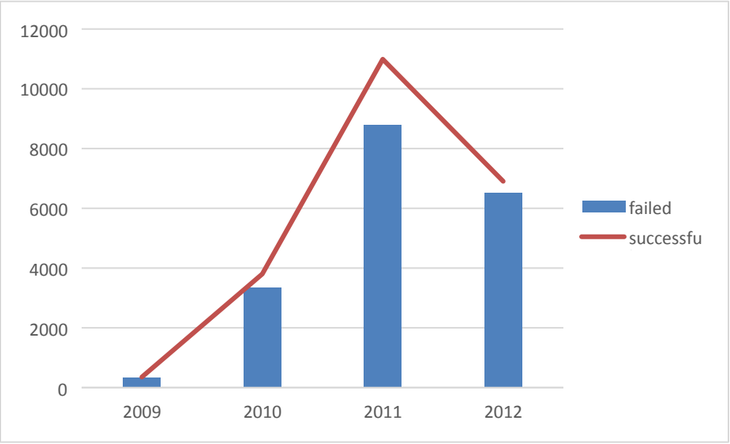

Row Labels	Sum of Goal $$	Sum of Pledged $$	% of New projects
2009	4986697.37	1684945	1.52%
2010	84471110.56	21497210	15.90%
2011	174071564.1	75945043	44.00%
2012	277812601.4	75054052.94	38.59%
Grand Total	**541341973.4**	**174181259.9**	**100.00%**

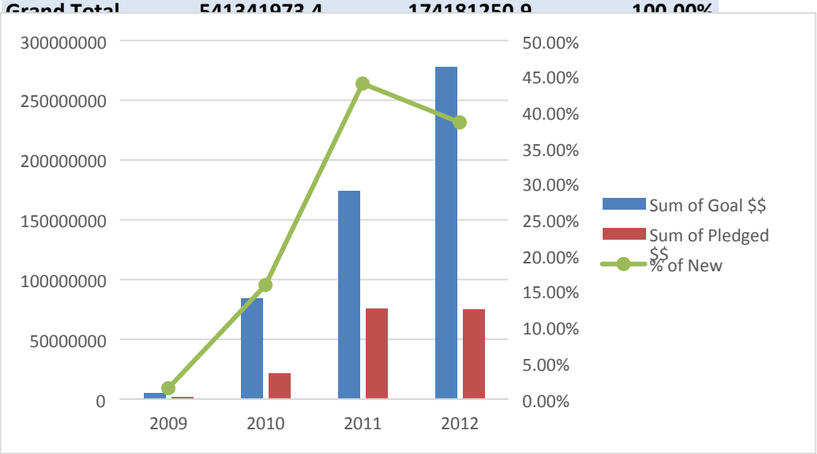

Row Labels	Sum of Goal $$	Sum of Pledged $$
2009		
failed	3706370.29	168792
successful	1280327.08	1516153
2010		
failed	67928843.49	2095499
successful	16542267.07	19401711
2011		
failed	117088582.3	7840007
successful	56982981.8	68105036
2012		
failed	121626948.9	6908587
successful	44459434.35	55405464
Grand Total	**429615755.3**	**161441249**

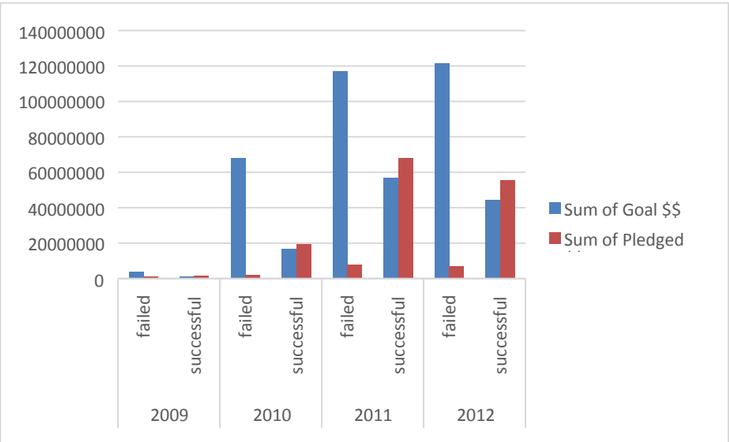

Row Labels	Sum of Comments	Sum of Updates
2009	3103	3888
2010	24919	34810
2011	76326	84580
2012	94394	47691
Grand Total	198742	170969

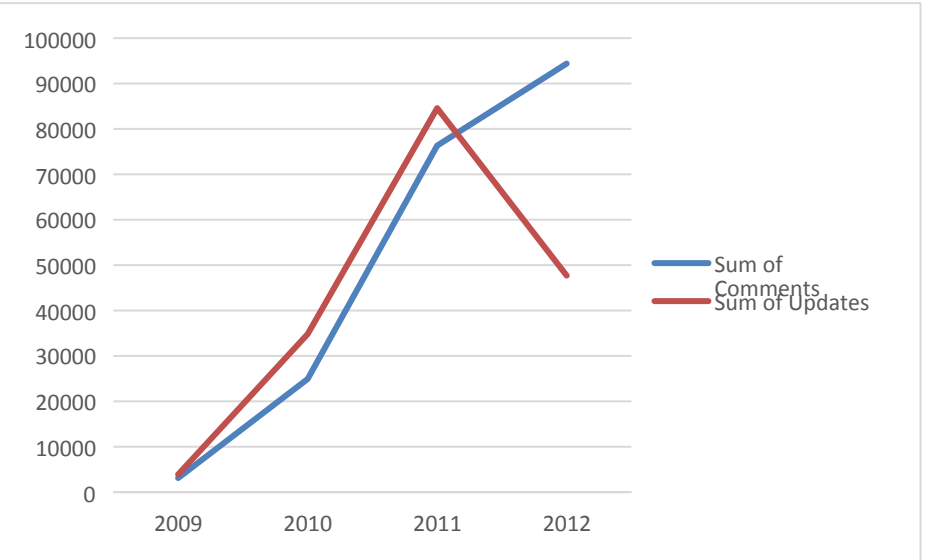
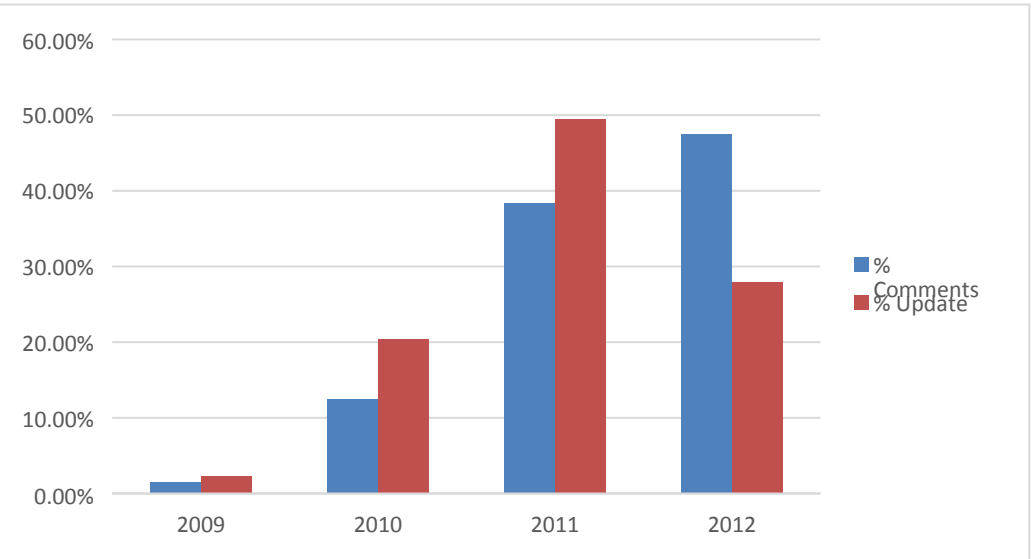
Row Labels	% Comments	% Update
2009	1.56%	2.27%
2010	12.54%	20.36%
2011	38.40%	49.47%
2012	47.50%	27.89%
Grand Total	100.00%	100.00%